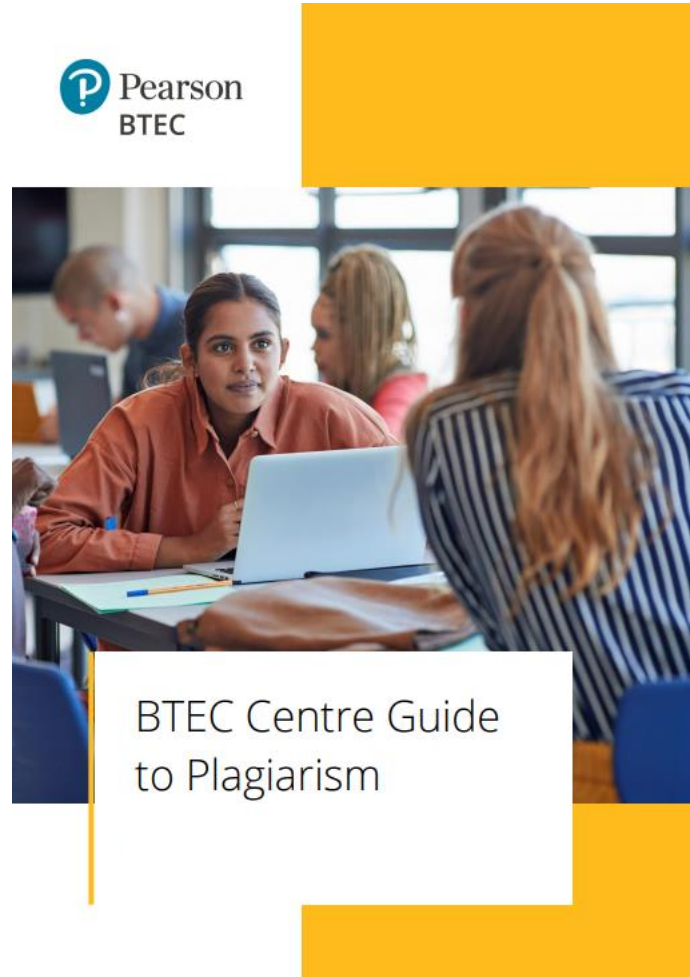


Understanding and Managing Plagiarism

Presented by the
Vocational Quality Assurance
Management team




Where to find further guidance?



BTEC Centre Guide
to Plagiarism

What is Plagiarism?



What Actions Constitute Plagiarism?

01

Direct Quotes and Verbatim – Direct quotes that are not referenced accordingly or passages of text copied verbatim with no acknowledgement to the original author.

02

Cutting and Pasting from the Internet/AI Sources/Copying directly from Books - Directly copying material from an online/Physical source without referencing or citing appropriately.

03

Paraphrasing – Where the context stays the same, but a few words are changed, or the order is swapped around to make it look like their own work. Failure to give credit to the original work.

04

Collusion/Subcontracting – Unauthorised sharing of work between a cohort, friends, siblings. Subcontracting someone to complete the work for you or using a ghost-writing service.

05

Inaccurate citation — Not following the rules that are set regarding referencing and citation, both within text and part of a reference list/bibliography.

06

Submitting the same piece of work for two different purposes - Trying to submit the same piece of work across two different courses or purposes is considered academic misconduct.

Why is Plagiarism Wrong and Why does it Happen?

01

It is fundamentally dishonest

02

Learners are seeking an unfair advantage over peers

03

Learners are devaluing the value of the qualification they seek.

04

It is disrespectful to the assessors, and a betrayal of their trust.



of failure

**Poor Time
Management**

**Insufficient
Preparation**

**BTEC
Plagiarism
Fact Sheet**

01

Lack of Understanding

02

Nothing wrong with doing it


03

The course is too difficult

04

I'm unsure how to reference appropriately

Identifying Plagiarism and the Impact





How to Identify Plagiarism

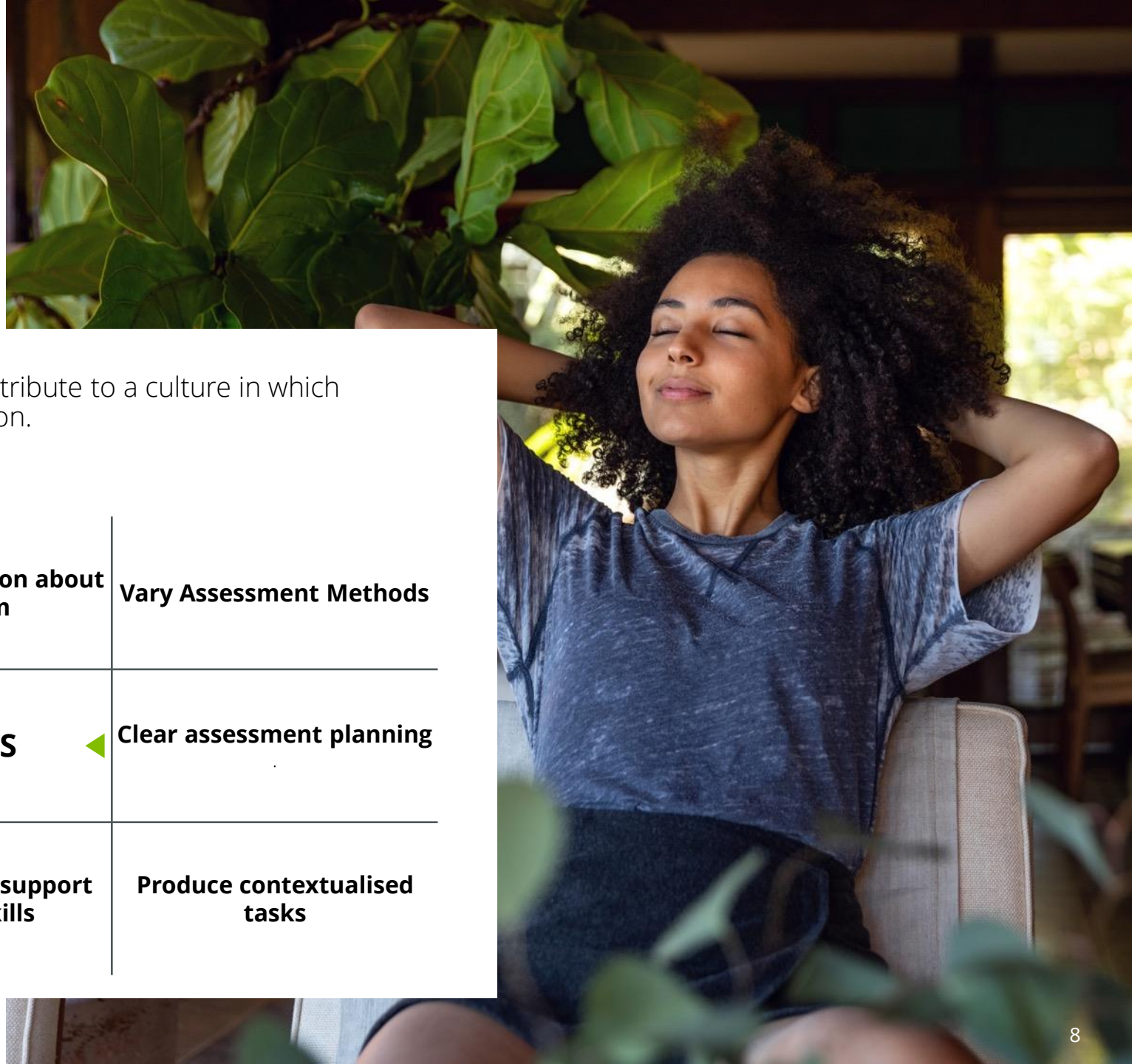
The options for discovering examples of plagiarism are vast;

1. Using basic internet search i.e. by entering a section of the suspected text into a search engine
2. Sharing good practice; especially in support of any new staff – you know your learners, their ability to read, interpret and reflect on sources of evidence – and how they word things.
3. Look for unfamiliar words, use of grammar, American spellings, different text/fonts
4. Pay attention to those learners who perform well in coursework, but much less well in exams and tests.

Minimising the risk of Plagiarism

The most important thing you can do is contribute to a culture in which learners do not consider plagiarism an option.

Develop Clear policies and procedures	Publish Information about plagiarism	Vary Assessment Methods
Share Concerns	TOP TIPS	Clear assessment planning
Teach learners to reference appropriately	Provide ongoing support for study skills	Produce contextualised tasks



How to Build Learner Confidence



**Effective
Induction**



**Subject Specific
Activities –
Referencing**



**Promote Time
Management**



**Feedback &
Annotations**



**Plagiarism
Checkers/AI
Detection**

What is
Generative
AI and
what are
the risks?



Misuse and Engagement/Discussion of AI

Misuse

- Copying and/or paraphrasing sections from AI generated content.
- Copying and/or paraphrasing whole responses from AI generated content.
- Not acknowledging AI tools when producing assessment content.
- Submitting work with incomplete or missing bibliographies.
- Overreliance on technology – Diminishing the importance of critical thinking.

Discuss and Engage with AI

- Update your centres malpractice/plagiarism policy to include AI use.
- Communicate the use of AI effectively with students. Make them aware of the appropriate and inappropriate use.
- Ensure teachers/assessors are aware of AI tools, their risks and possible detection tools.
- Ensure that all students and assessors sign the updated submission declarations found on the [BTEC Assessment Record Sheet](#). This now includes AI.
- Discuss at centre level the use of originality checking and plagiarism software that can support detection of the use of AI.

Plagiarism & AI

Questions for you to consider and discuss with your peers

Is Plagiarism and AI covered in your learner handbook and through induction?

Are discussions revisited throughout the year?

What do your policies say about plagiarism/AI and the consequences?

Are you aware of Generative AI and its uses?

What is your policy if a learner does plagiarise or use AI for assessment?

Are you clear on what the BTEC Vocational Rules are on plagiarism?





Practical Application

Supporting materials include a Practical Application activity which we recommend you use to apply the knowledge gained from this recording.

This is a good tool to use across your team to confirm understanding.



Pearson



Sources of Support and Information

Pearson Quality Advisor Team

[Overview](#) [Events](#) [Resources](#) [New to the role](#)


[Home](#) > [Support](#) > [Quality Nominees](#)

Quality Nominees


The home of Quality Assurance

Here you will find everything you need to know about Vocational Quality Assurance across BTEC, Work-based Learning, Higher Nationals and Functional Skills.


Our web pages are designed to give you access to more content and link specifically to each quality assurance model. **Select the model below:**




BTEC
(Tech Awards, L2 and L3)



Work-based Learning
(inc. BTEC Entry and L1)



Higher Nationals



Functional Skills

Latest updates

Most popular

[Exams administration](#)

[BTEC Assessment and IV templates](#)

Need help?

Get in touch with your Pearson Quality Advisor.

[Contact us](#)

Quality updates

Receive our monthly updates on quality assurance.

[Subscribe](#)

Video guides

Our YouTube channel is regularly updated with the latest videos.

[Subscribe](#)

[Chat with an Expert](#)

The Home of Quality Assurance

Please Note: **Chat with an Expert** – quick link to make direct contact with our team

HOW TO CONTACT SUPPORT TEAMS IN PEARSON

The Pearson Support Portal can be accessed [here](#)

Need help?

Get in touch with your Pearson Quality Advisor.

➤ Contact us

Service Update

Sign in errors/ Contact Us page not loading?

If you experience errors when trying to sign in to the portal, please ensure that you have cleared the cookies and cache in your browser and then retry. If you still experience errors, please try a different browser.

When submitting queries if the built-in form does not load on the page entirely, please ensure that you have cleared the cookies and cache in your browser and then retry, alternatively please use a new Incognito or InPrivate window.

[How to clear browser cookies and cache.](#)

Tell us about your issue

*What kind of customer are you?

Teachers & Department Heads
Select a customer type
Administrators (WBL)
Assessor/Internal verifier (WBL)
Exams Officers
Pearson Associate
Quality Nominees
Students & Parents
Teachers & Department Heads
Technical support staff

Tell us about your issue

*What kind of customer are you?

Teachers & Department Heads

Centre Number

*Issue Type

Administration, Delivery & Assessment of Qualifications

*Category type

Internal Assessment

*Subcategory Type

Content Clarification

*Qualification

BTEC Nationals

*Qualification Subject

Select Qualification Subject

Articles just for you

Coursework: Moderator Details

Explains how to find moderator details for the return of coursework to Pearson.

1499 views · Last updated 18 de novembre de 2019

Coursework: Forms & Administration

Demonstrates how to locate subject administration forms.

790 views · Last updated 25 de junio de 2020